


OUR REHAU 70MM WINDOW AND DOOR SYSTEMS ARE MARKET LEADERS

The TOTAL70 Chamfered Composite Door System has been manufactured from our high performance weather resistant and impact modified RAU-PVC1406, a material that has proven itself in over 25 years of window production.

It is extruded in-house to our stringent quality controls incorporating a quality assurance system to BS EN/ISO 9001 ensuring consistency of quality.

The product is engineered for strength and durability and ease of installation.



UK & IRELAND SALES OFFICES

London: REHAU Ltd, The Building Centre,
25 Store Street, London WC1E 7BT.
Phone: 0207 580 6155 Fax: 0207 307 8595

Slough: Units 5 J & K, Langley Business Centre,
Station Road, Langley, Slough SL3 8DS.
Phone: 01753 588500 Fax: 01753 588501

Manchester: Brinell Drive, Irlam, Manchester M44 5BL.
Phone: 0161 777 7400 Fax: 0161 777 7401

Glasgow: Phoenix House, Phoenix Crescent,
Strathclyde Business Park, Bellshill, North Lanarkshire ML4 3NJ.
Phone: 01698 503700 Fax: 01698 503701

Dublin: 9 St. Johns Court, Business Park,
Swords Road, Santry, Dublin 9.
Phone: 00353 (0)1 8165020 Fax: 00353 (0)1 8165021

GET IN TOUCH: Now there are even more ways to stay in touch.

 Find us
REHAUwindows

 Follow us
@REHAUwindows

 See us
REHAUwindows

 Look for
REHAUwindows

 Connect to
REHAUwindowsuk



TOTAL70 – THE MORE COMPLETE COMPOSITE DOOR SYSTEM

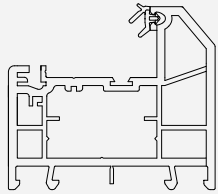


REHAU TOTAL70 is a market leading premium system that delivers real flexibility.

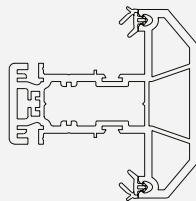
Further enhancing the range is the introduction of the new composite door profile range.

The new versatile profiles allow for a multitude of door combinations and styles to compliment the already superior window range.

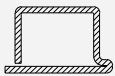
Within this range we can accommodate numerous door slab and glazing options giving the full benefits of PVC such as durability, low maintenance and excellent thermal properties without compromising on the looks of a traditional wooden door.



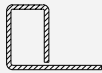
Outerframe
Art.546405



Transom
Art.546406




Reinforcement
35 x 22 x 28 x 2mm
Art.200023



Reinforcement
31.5 x 21.5 x 14 x 1.5mm
Art.217899



Reinforcement
35 x 12 x 1.5mm
Art.287798



Screwported Aluminium
35 x 12mm
Art.200509



12mm Brushpile
Art.201317

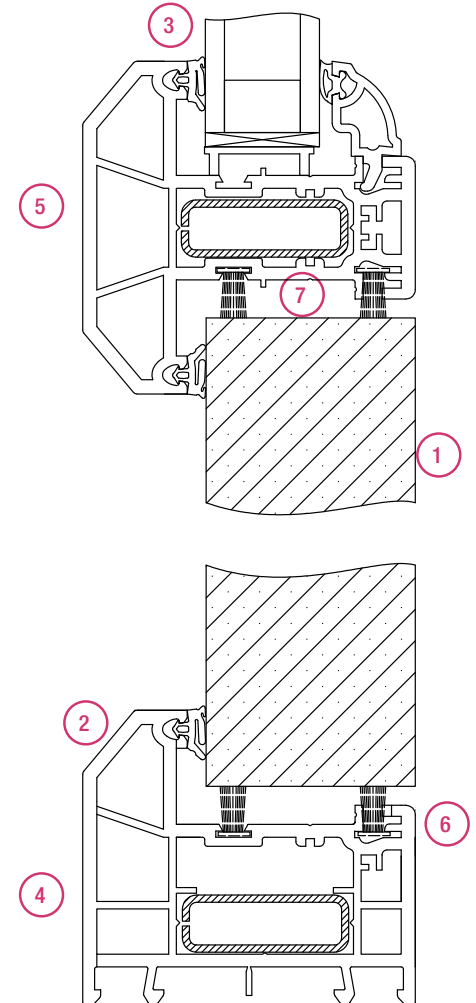
The Composite Door profile range compliments the already successful TOTAL 70 window and door system.

Design features and benefits:

- 1 Suitable for 44mm door slabs
- 2 Classic chamfered design to match TOTAL 70c window system
- 3 Integral gasket as standard
- 4 Slimmer sightlines allows for use in narrower door openings
- 5 Transom allows for top light glazing – more flexibility and choice
- 6 Multi-function groove detail to allow both brushpile and standard REHAU glazing beads
- 7 Dual brushpile seal possible if required

- Mechanical joint option available
- Full range of colour laminate options available
- Optimised outer frame profile lengths
- Double brushpile seals – Positions allow for clear drainage path for both internally/externally opening doors
- DERS A rating achievable
- Potential for using a Tritec sash as a opening vent above a door

ASSEMBLY DETAIL



For more information on our wide product range visit
www.rehau.uk/windows or call 01989 762600